



COATINGS  
RADAR

# Handbook









## Contents

2-7	<b>Rust Scale</b> <ul style="list-style-type: none"><li>▪ General</li><li>▪ Marine</li><li>▪ Rust Staining</li></ul>
8-13	<b>Paints &amp; Varnishes</b> <ul style="list-style-type: none"><li>▪ Blistering</li><li>▪ Rusting</li><li>▪ Cracking</li><li>▪ Flaking</li></ul>
14-19	<b>Industrial Structures</b> <ul style="list-style-type: none"><li>▪ Cargo Holds</li><li>▪ Cargo Tanks</li><li>▪ Cargo Oil Tanks</li><li>▪ Double Bottom Tanks</li><li>▪ Wing Tanks</li><li>▪ Oil &amp; Gas</li><li>▪ Wind Energy</li></ul>
20-29	<b>Industrial Tests</b> <ul style="list-style-type: none"><li>▪ Adhesion</li><li>▪ Surveys</li><li>▪ Sampling</li><li>▪ Dry Film Coating Thickness</li><li>▪ SSPC - PA2 Interactive Tools</li></ul>
30-35	<b>Manuals &amp; Standards</b> <ul style="list-style-type: none"><li>▪ Fitz's Atlas</li><li>▪ Paint Testing</li><li>▪ Adhesion Tests</li><li>▪ Dry Film Thickness</li><li>▪ Holiday Detection</li><li>▪ Surface Calculations</li><li>▪ Surface Assessments</li></ul>
37	<b>Getting The App</b>



Innovation



Interactive



Intelligence



## European Rust Scale and General Corrosion

The Re Scale is a widely used international reference for assessing the level of rusting on a coated surface. It is based on the “European Scale of Degree of Rusting for Anticorrosive Paints,” which was developed in the 1960s and is still relevant today. This document includes black and white photographs of different degrees of rusting on a steel substrate coated with an oil-based air-drying anticorrosive paint.

### Re Scale



Re 0



Re 1



Re 2



Re 3



Re 4



Re 5



Re 6



Re 7



Re 8



Re 9

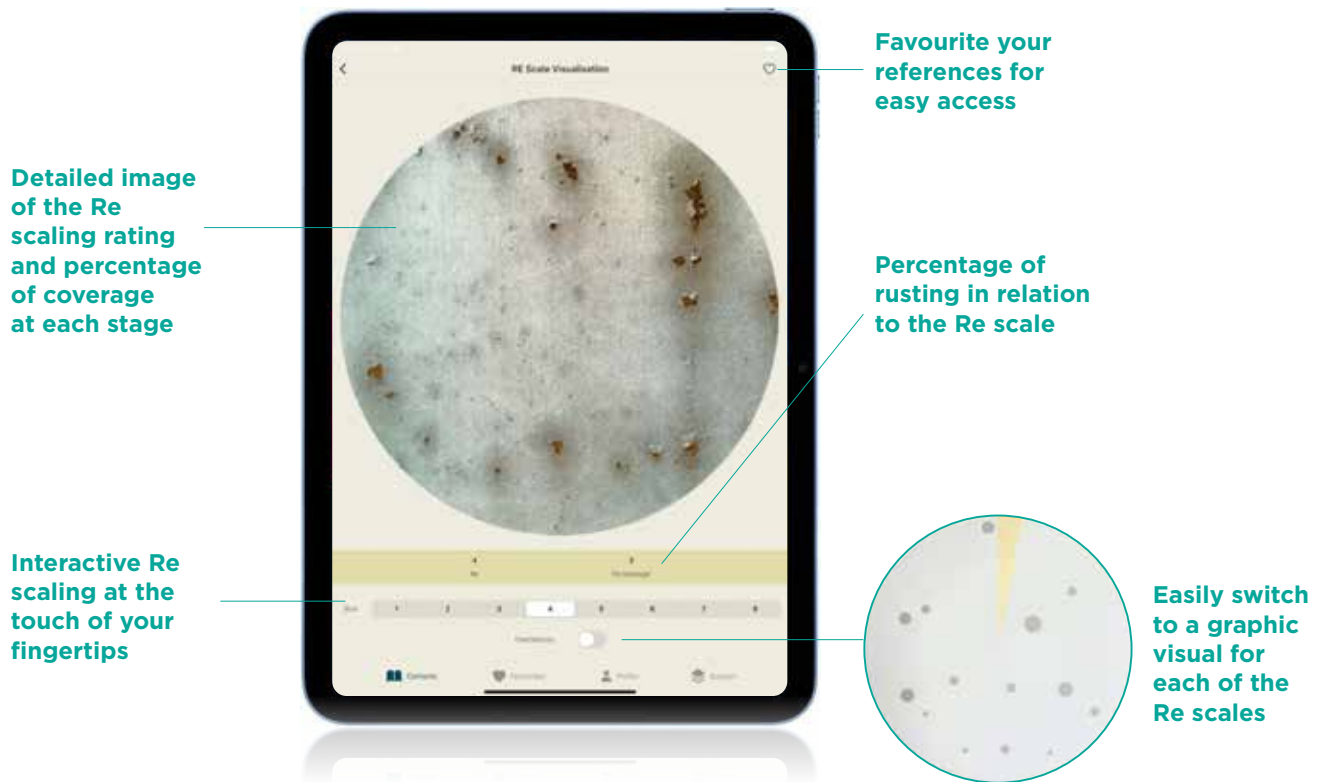
The Re Scale comprises ten photographs, ranging from Grade Re 0 to Grade Re 9. Grade Re 0 indicates no visible corrosion, while Grade Re 9 represents 95% visible corrosion. Coatings Radar provides examples of the Re Scale in various colours to simplify identification on coloured-coated surfaces.

**The Coating Radar app also offers examples of actual structures (marine, offshore, wind, petrochemical) with variable degrees of corrosion as per the Re Scale.**



## Re Scale Visualisation

A re-scale visualisation is included within the Coatings Radar App detailing the re-size and percentage of rust on an interactive slide.



  
**ONE OF A KIND**  
Interactive Re Scale  
all in 1 App

## Rating Schemes

Several tables and charts are included within the Coatings Radar App –

- Re Evaluation – Details of the Re Scale (Re 0-9) and corresponding percentages of rust on a coated surface
- Comparison of ASTM D610, ISO 4628-3 and The European Rust Scale
- Alternative Assessment Diagrams
- Coating Breakdown (Localised)
- Coating Breakdown (Scattered)



## Marine

A full and detailed explanation of Rust Staining and General Staining is Included in the Coatings Radar App.



### Good Condition

The IACS documents have several photographs of in-service tank coatings in good condition.



### Fair Condition

The IACS documents have several photographs of in-service tank coatings in fair condition.



### Poor Condition

The IACS documents have several photographs of in-service tank coatings in poor condition.



**Coatings Radar App  
includes IACS  
clarification details on  
good, fair, and poor  
coating conditions.**



## Welds and Edges


Coatings Radar App includes an interactive section on the percentage calculation of coatings breakdown:

Switch from  
welds, edges or  
welds & edges  
breakdown

Detailed image  
of the coating  
breakdown for  
each percentage

Select your  
coating  
breakdown  
from 1 - 75%

Percentage of  
breakdown on  
welds in relation  
to the image



A document review is included in the IACS Recommendation 87 "Guidelines for Coatings Management and Repairs for Ballast Tanks and Combined Cargo/Ballast Tanks on Oil Tankers".

**The Coatings Radar App is ideal for assessing the condition of in-service coatings used in marine environments. It can determine the overall condition of the coatings and the vulnerable locations for coating breakdown, including welds and edges.**

## Rust Staining

A full and detailed explanation of Rust Staining and General Staining is Included in the Coatings Radar App

### Detailed Images



Month by Month rust staining is detailed in the Coatings Radar App.

### Live Videos




Live video of rust staining to 'in situ' coatings is also contained within the Coatings Radar App.





## Interactive

Coatings Radar App includes 360° stained tanks - Localised and Scattered Gallery for Double Bottom Tanks and Wing Tanks.



360°

Detailed 360°  
image of  
stained tanks



App Available  
for download



**The Coatings Radar App considers the coating assessment on aged coatings subject to a salt-laden environment with the use of videos, photographs and live videos.**

## Paints and Varnishes

ISO 4628 is the evaluation of degradation of coatings – designation of quantity and size of defects, and of intensity of uniform changes in appearance and has ten parts. Coatings Radar details four of the defects for interactive evaluation of coatings.

- Blistering (ISO 4628-2)
- Rusting (ISO 4628-3)
- Cracking (ISO 4628-4)
- Flaking (ISO 4628-5)

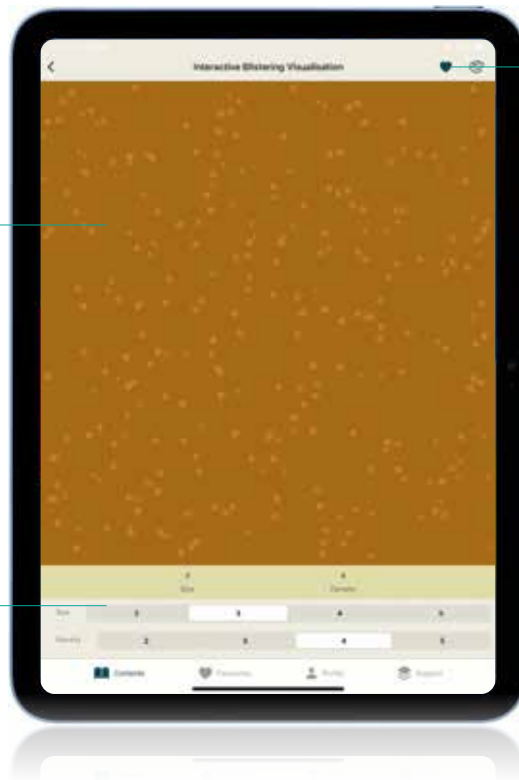


## Blistering Tools

An interactive blistering visualisation is detailed in the app. You can set the blister size, density and paint colour.

Graphic image of selected blistering

Select variations of size and density



Easily change paint colour with a wide selection of different coloured paints

## Correlation Table


A blistering correlation table is included in the Coatings Radar App comparing ISO 4628-2 and ASTM D 714

## Also included:

- An overview of the ISO 4628-2 is also detailed.
- Blistering Sizes 2, 3, 4 and 5 are included and include quantity and density



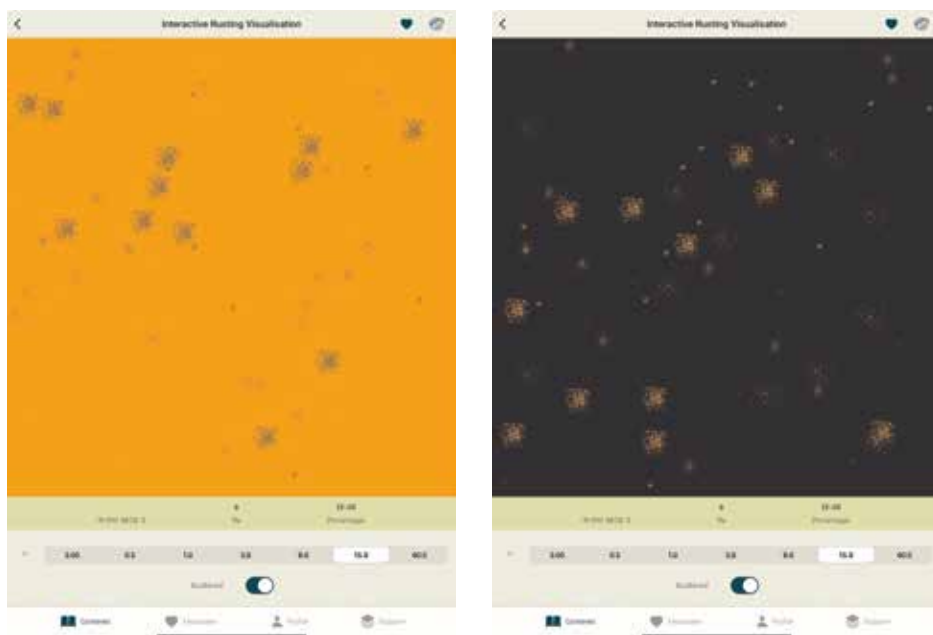
Live videos of Blistering are included in the Coatings Radar App





## Rusting Tools

An Interactive rusting visualisation is detailed in the app. You can set the percentage of rust which compares the Re Scale number and paint colour. Localised and scattered rust is detailed.



*Various other colour options are available*

### Degree of Rusted Area

The degree of rusting and rusted area is tabulated as the degree of rust (Ri0 to Ri5) as an area percentage.

- Live videos of Rusting are included in the Coatings Radar App
- An overview of the ISO 4628-3 is also detailed.




**ISO 4628  
electronic  
replication in  
various colours**



## Cracking Tools

An interactive cracking visualisation for cracking without and with one preferential direction is detailed in the app. You can set the percentage and size of the cracking for both preferential directions and paint colours.



*Various other colour options are available*

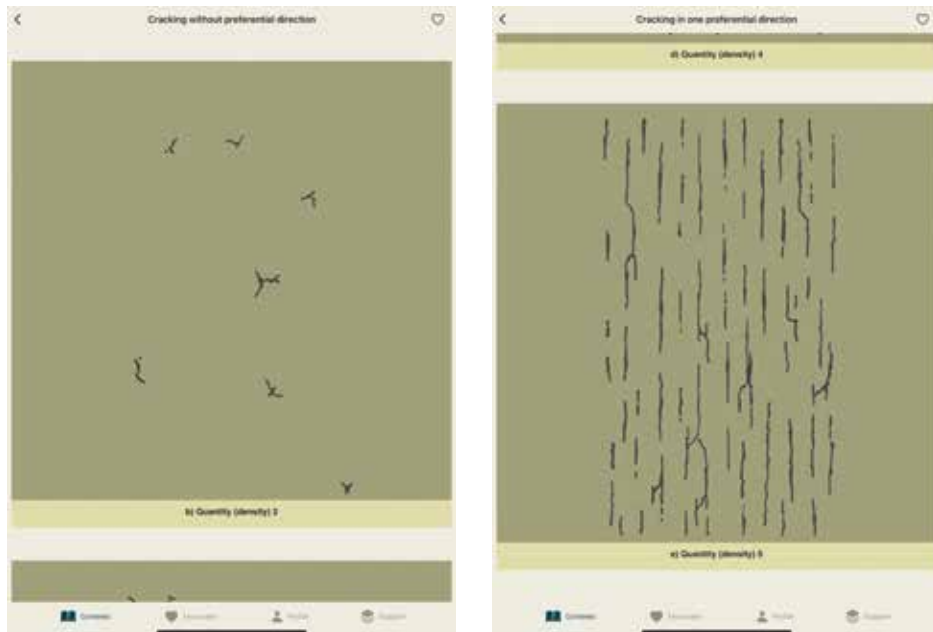
The Coatings Radar tabulates the rating scheme for designating the quantity of cracks as per ISO 4628-4, along with the rating and size of cracks. (0-5)

- Live videos of cracking are included in the Coatings Radar App
- An overview of the ISO 4628-4 is also detailed.

**The Coatings Radar App can simulate a coated substrate with various degrees of rust or cracking. It is an interactive tool which allows colour changes and helps the coating surveyor to correctly assess the coating condition.**

## Cracking Tools (cont)

### Cracking sizes



Cracking Sizes 2, 3, 4 and 5 are included and include quantity and density – with and without one preferential direction.




Examples of the different types of cracking are included in the Coatings Radar App. Irregular, Long Line, Short Parallel, Switch, Crow Foot, Mosaic, Shrinkage, Short, Random, Sigmoid





# Flaking Tools

An interactive flaking visualisation for flaking without and with one preferential direction is detailed in the app. You can set the percentage and density of the flaking for both preferential directions and paint colours



*Various other colour options are available*

## Also included:

- Live videos of cracking are included in the Coatings Radar App
- An overview of the ISO 4628-5 is also detailed.

## Quantity of flaking

The rating scheme for designating the quantity of flaking to ISO 4628-5 (0 to 5) and the percentage is tabulated in the Coatings Radar App. The size of the flaking and rating is also tabulated for ease of reading.


Examples of flaking without preferential direction and flaking in a preferential direction is included in the Coatings Radar App.



## Marine, Offshore and General Corrosion

The Coatings Radar App has an entire initiative section that the user can use to compare new and old structures on the extent of rust of a coated surface using the “European Scale of Degree of Rusting for Anticorrosive Paints,” and ISO 4628-3 Paints and varnishes – Evaluation of degradation of coatings – Designation of quantity and size of defects, and of intensity of uniform changes in appearance – Assessment of degree of rusting.





**The Coatings Radar App use the rust grades and applies them to various coated structures.**

### Marine

- Cargo Holds
- Cargo Tanks
- Cargo Oil Tanks
- Double Bottom Tanks
- Wing Tanks

### Oil and Gas

- Oil and Gas Offshore Structures
- Oil and Gas Piperack
- Oil and Gas Pipes

### Wind Energy

- Offshore Wind Farms

Tank coatings can be viewed via a 360° gallery in the Coatings Radar App. The specific rust scale (Re) is activated before selecting localised or scattered rust.

Older tanks can also be selected for tanks that have been subject to salt water, such as double bottom tanks, where you will find rust staining from the specific rust locations.

### Double Bottom Tanks – Re (no staining)



### Double Bottom Tanks – Re (with staining)





### Cargo Holds

- Localised and Scattered corrosion spots.




### Cargo Tanks

- Localised and Scattered corrosion spots.



### Cargo Oil Tanks

- Localised and Scattered corrosion spots.






## Wing Tanks

- Localised and Scattered corrosion spots



## Oil and Gas

- Corrosion Assessment to Offshore Platform




## Oil and Gas Piperack

- Corrosion Assessment to Petrochemical Pipeline




## Oil and Gas Piperack

- Localised and Scattered corrosion spots



## Piperack Videos (Flyby)









## Tanks and Pipes

- Localised and Scattered corrosion spots.



## Wind Energy (Gallery)

- Localised and Scattered corrosion spots.



## Wind Energy (Videos)

- Localised and Scattered corrosion spots.



## Industrial Tests

The Coating Radar offers the users comprehensive information on Coating Adhesion, Coating Surveys, Sampling and Coating Thickness.




# Adhesion

Adhesion of a coating refers to the bond strength between a coating and another coating or substrate. Adhesion testing will determine the bond strength and establish the likelihood of coating performance and suitability for overcoating.

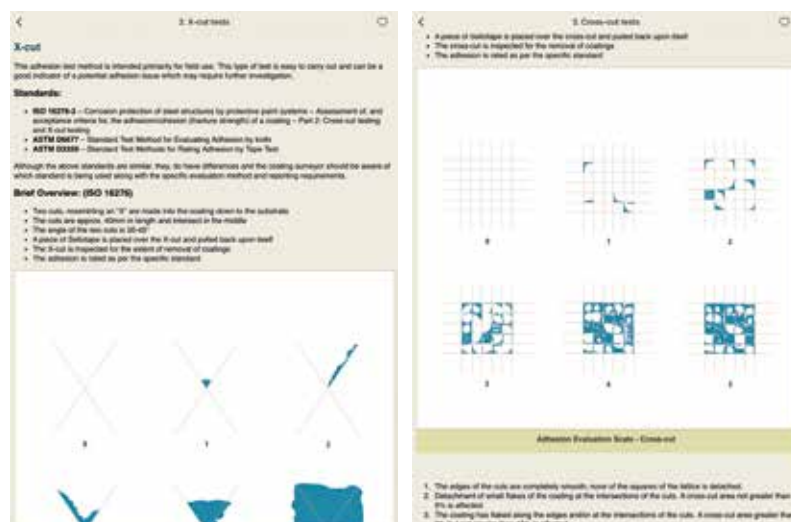
The Coatings Radar App details all the adhesion tests on a coated surface, including X-Cut, Cross-Cut, and Pull-Off Tests.

A full description and introduction to adhesion tests are included.

## X-Cut




## Cross-Cut



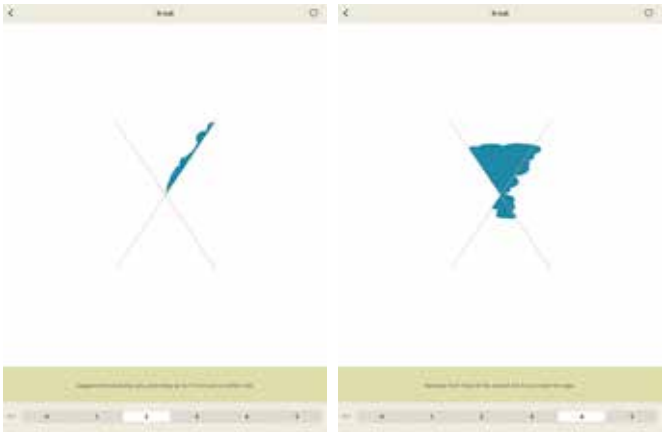


Pull-Off




Adhesion Visualisations

X-Cut test in accordance with ISO 16276-2 is detailed in the Coatings Radar App. The user inputs the size from the sliding chart to illustrate the X-Cut test.



Cross-Cut in accordance with ISO 16276-2 and ISO 2409 is detailed in the Coatings Radar App. The user inputs the size from the sliding chart to illustrate the Cross-Cut test.





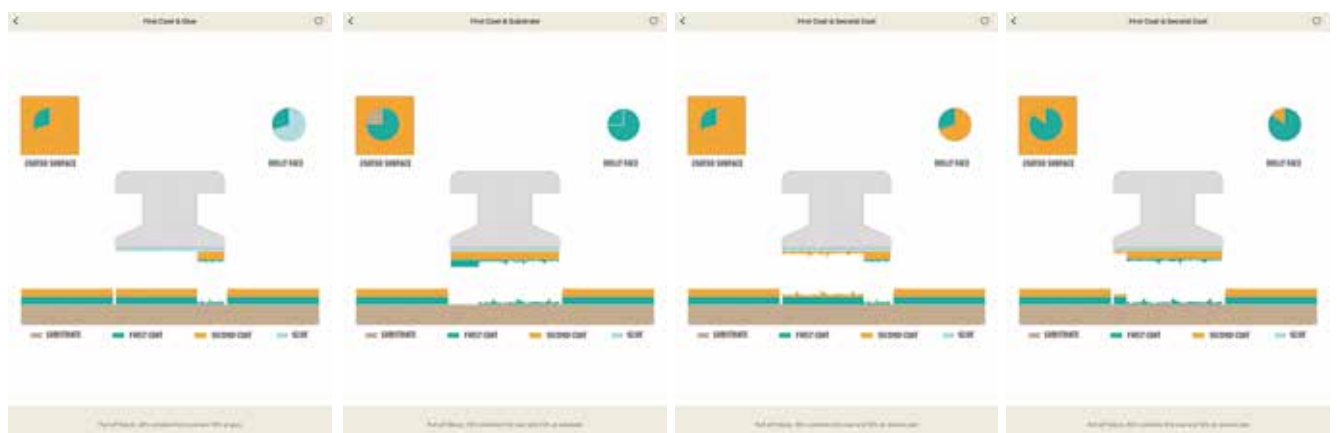
The Pull-Off adhesion modes ( Glue failure, substrate failure and intercoat failure) are contained within the Coatings Radar App as an interactive demonstration.



Pull-Off Cohesive failures are contained within the Coatings Radar App as an interactive demonstration.



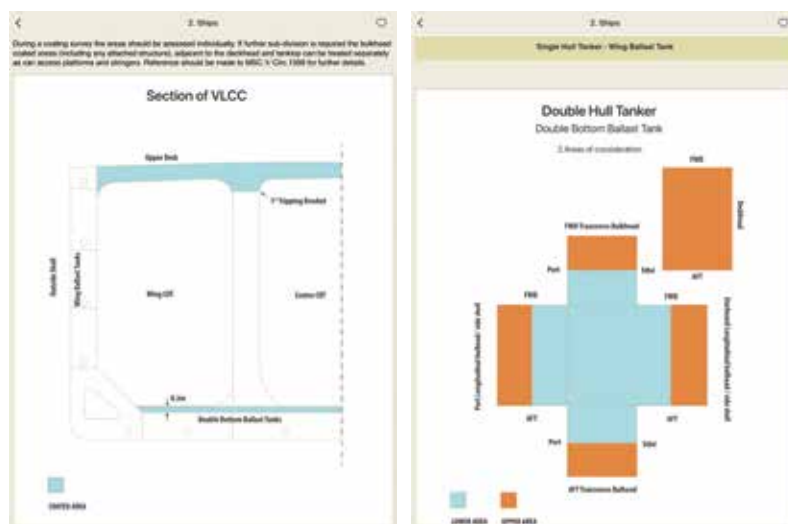
Pull-Off combinations are included in the Coatings Radar App with Interactive examples of adhesion tests on multi-coat systems.




# Coating Surveys

To ensure a protective coating is providing corrosion protection over the life of its future replacement, it is essential that consistent coating surveys are conducted which will determine the condition of the coating and suitability for maintenance or future work removal.

## Ships



## Offshore Structures







## Petrochemical and Refineries

A description of petrochemical and refinery environments is contained on the Coatings Radar App, including typical techniques for Corrosion under insulation (CUI) and specific information a coating surveyor will need to conduct a coatings survey on a petrochemical plant.

## Bridges (Infrastructure)



Detailed images  
and videos

**The Coatings Radar App offers a comprehensive description of various industries including Ships, Offshore Structures, petrochemicals, refineries and bridges to assist the coating surveyor working in different industries.**

# Sampling

The collection of paint samples is an integral part of a coating survey or coating failure investigation. The correct sampling technique process must be conducted.

The Coatings Radar App includes a paint sampling introduction, paint flakes, detachment, blistering sampling and a list of suitable equipment requirements for paint sampling.

A full introduction to paint sampling is detailed.

## Paint Flakes

Details of how to collect paint samples



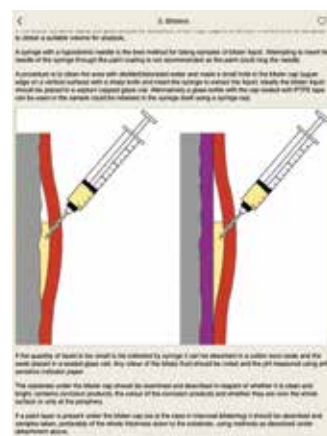
## Detachment



## Delamination



## Blisters



A detailed description of sample containers is included in the Coatings Radar App and includes cargo samples, control samples, labelling and chain of custody

## Equipment

A full list of coating surveyors' equipment is included with an illustration of each item.



# Coating Thickness


Coatings are designed to perform their intended function when applied within the specified or recommended range by the coating suppliers.

This section of the coatings Radar App has a comprehensive review of the dry film thickness:

- Introduction to dry film thickness and implications on coating performance
- Dry Film Thickness Gauges. Types of dry film thickness used



- SSPC - PA2 (initial Overview)



- Dry Film Thickness Standards

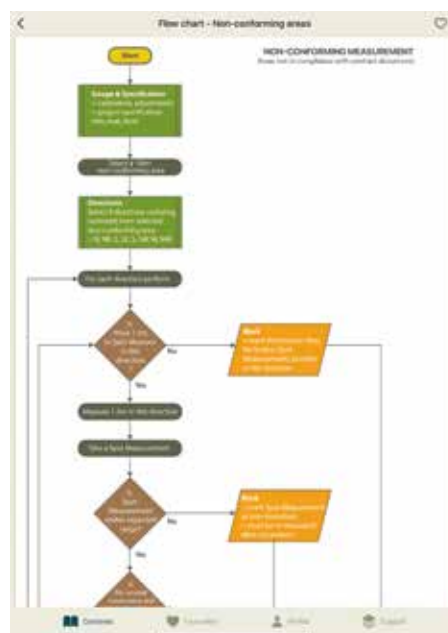
Details of various standards relating to dry film thickness measurements

1. ASTM - D7091
2. ISO 19840
3. IMO PSPC
4. ISO 2808



The Coatings Radar App has a comprehensive interactive tool for using the SSPC-PA2


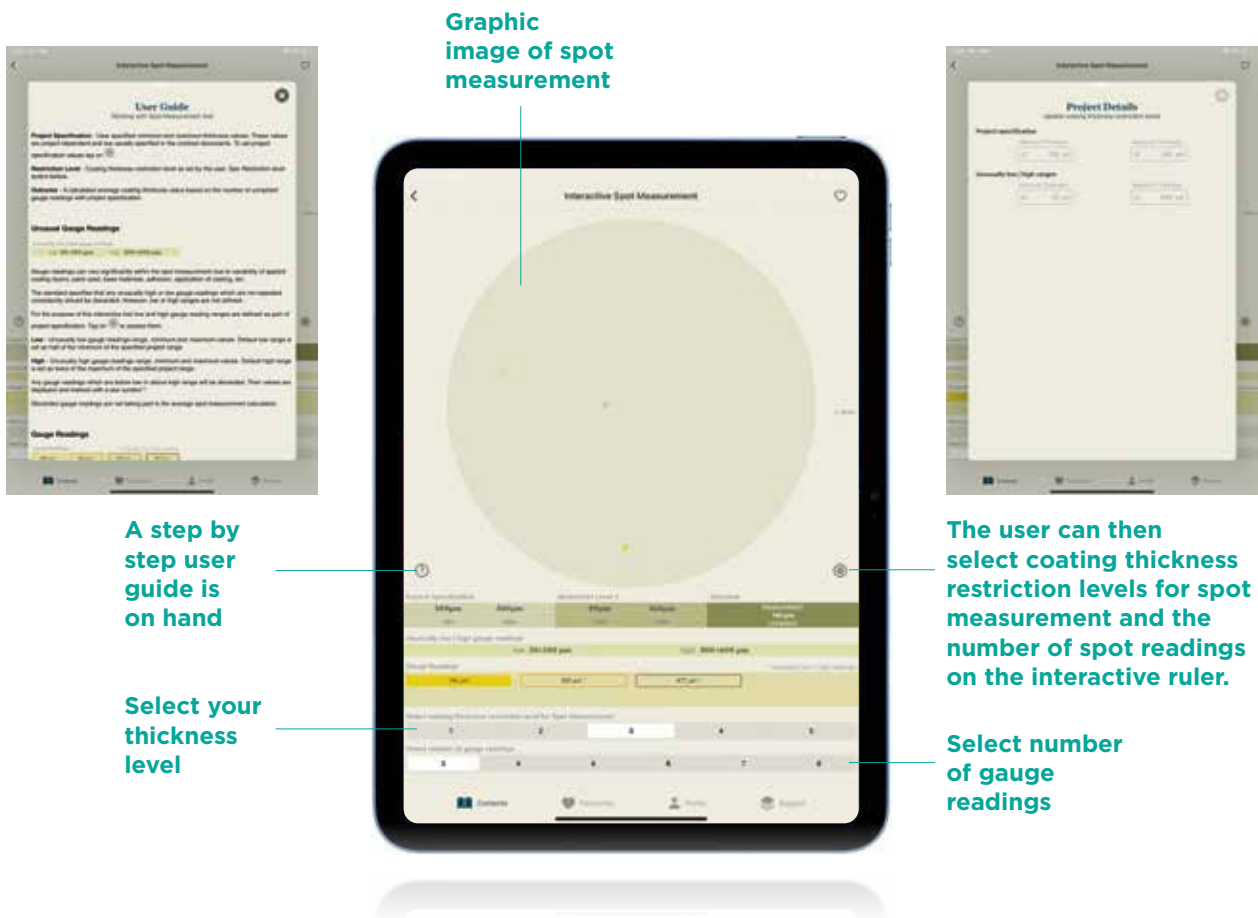
Flow chart - Spot Measurement





## Interactive Spot Measurement

The Coatings Radar App allows the user to set up the project dry film thickness requirements using the project specifications and unusually low/high ranges and input the spot measurements.



**Interactive area measurement tool also included**

**The Coatings Radar App with the interactive tool allows the user to simulate real life project scenarios where the SSPC-PA2 can be used.**

## Manuals and Standards

The Coatings Radar App has several materials and Standards documents to assist with conducting a coating survey.

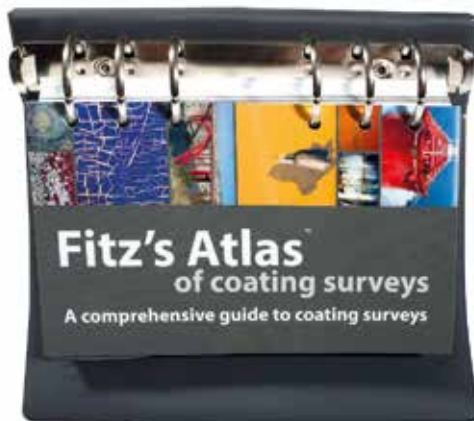






## Fitz's Atlas of Coating Surveys

A full electronic version of Fitz's Atlas of Coating Surveys book is included in the Coatings Radar App.




### Contents

1. Introduction
2. Coating Surveys
3. Estimation of Percentages
4. European Scale of Degree of Rusting of Anticorrosive Paints
5. Common Defects
6. Marine Fouling
7. Dry Film Thickness Surveys
8. Passive Fire Protection
9. Adhesion Testing
10. Holiday Detection
11. Sampling Techniques
12. Field Tests and Laboratory Analysis
13. Photography
14. Documentation and Reporting
15. Health and Safety
16. Standards and Test Methods

## Paint Testing

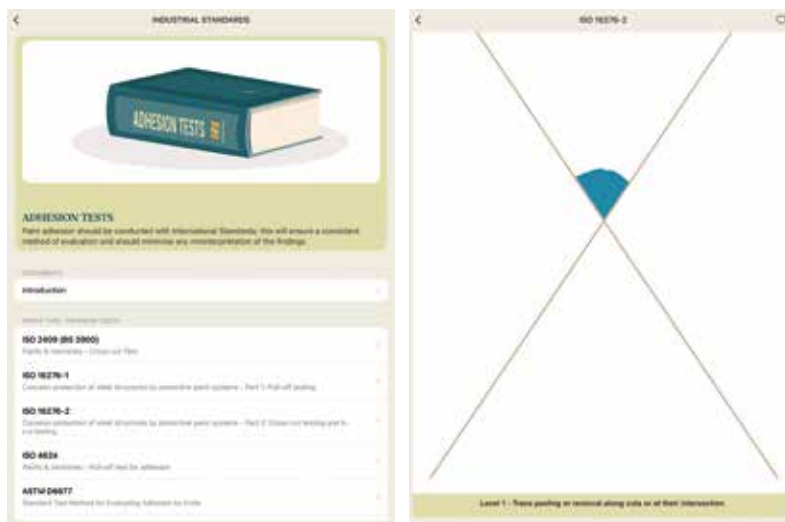
Paint testing should be conducted with International Standards; this will ensure a consistent method of evaluation and should minimise any misinterpretation of the findings.

This section details a number of SSPC, ASTM and ISO Standards used for Paint Testing on Coatings Surveys.



## Adhesion Testing

Paint adhesion should be conducted with International Standards; this will ensure a consistent method of evaluation and should minimise any misinterpretation of the findings.



## Dry Film Thickness

Dry Film Thickness should be conducted with International Standards; this will ensure a consistent method of evaluation and should minimise any misinterpretation of the findings.



## Holiday Detection

Holiday Detection should be conducted with International Standards; this will ensure a consistent method of evaluation and should minimise any misinterpretation of the findings.

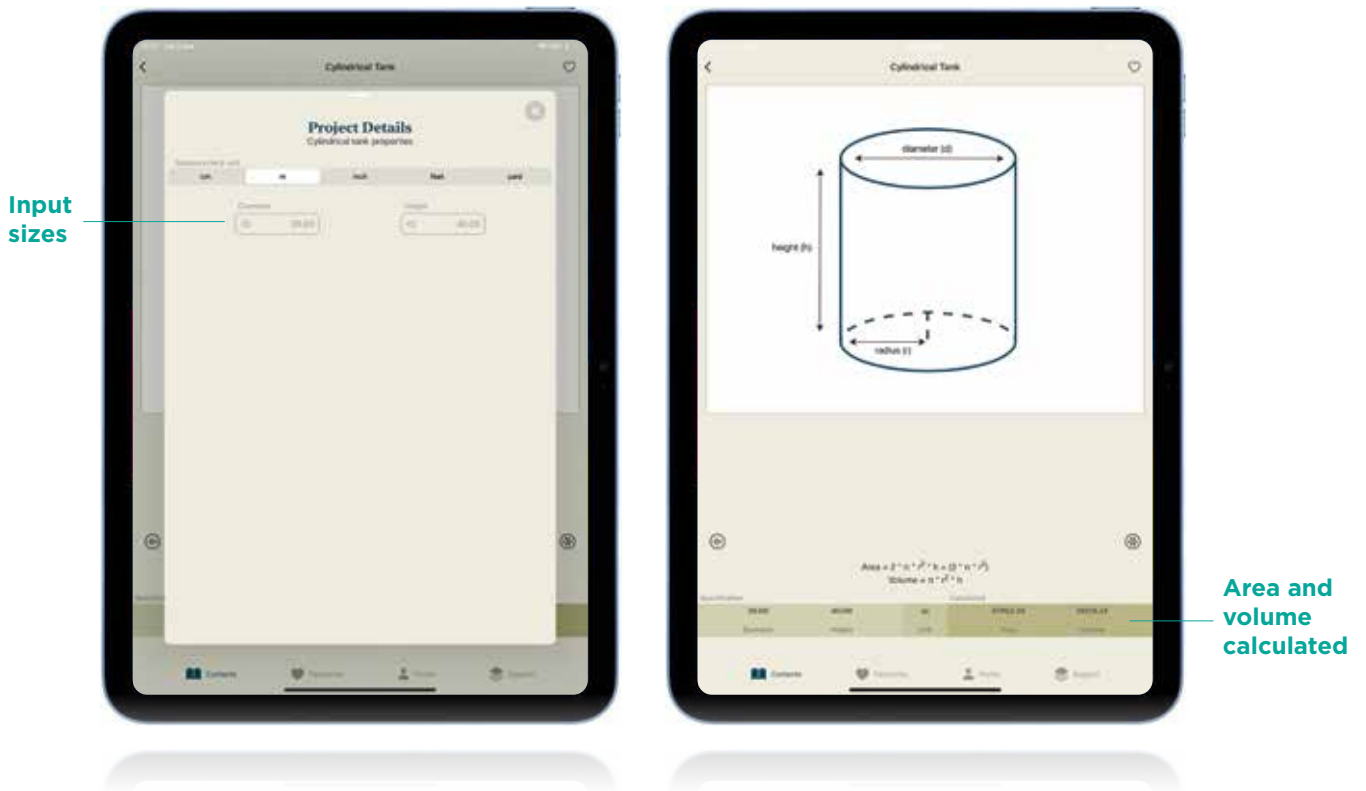




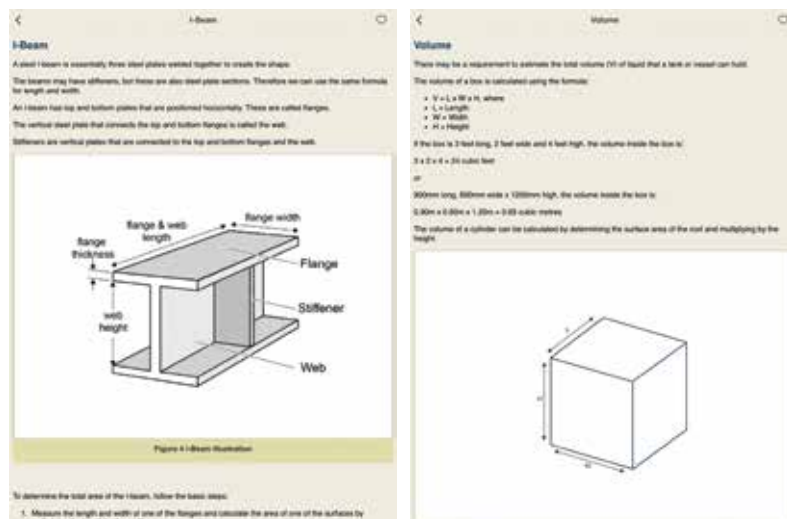
## Surface Calculations

Calculating paint consumption correctly can be extremely important, especially in certain locations, such as shipboard maintenance or offshore structures, where additional deliveries can be a problem.

## Interactive Calculators



## Calculating Areas





Paint Arithmetic

Surface Profiles

The Depth of Surface Profile

An abrasive blast cleaned surface is greater in size than a smooth surface. The depth of the surface profile will increase the quantity of paint required to fill the troughs on the surface.  
Comparison of a flat steel surface and an abrasive blast cleaned surface. The surface area is increased.

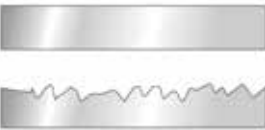


Figure 10 Abrasive Blast Cleaned Steel

Old and Pitted Steel Surfaces

Old and pitted steel surfaces will require additional paint to fill the surface irregularities.

Absorbent Surfaces

Absorbent surfaces such as concrete, wood, etc., will allow the paint to penetrate the surface and increase paint usage. The absorption will decrease after the first coat.

Volume Solids (VS)

To obtain Volume Solids use the following formula:

Dry Film Thickness x 100 = Volume Solids

Wet Film Thickness

Example

37% Volume Solids


100µm Wet Film Thickness = 37.5µm Dry Film Thickness

The product data sheets will advise the volume solids of coatings typically (50-100%). Most paints are comprised of solids and liquids. The solids being the vehicle (resin or binder) plus the pigment and fillers. The solids are the non-volatile part of the paint. The liquid (solvent) is the part of the material which evaporates and plays no part in the structural paint. The solvent is the volatile portion of the paint.

- Non-Volatile = Solids, resin, etc.
- Volatile = Solvent

If the paint has a volume solids of 70%. The remaining 30% will be the solvent and will evaporate during the paint application and drying.

In theory the 70% solids will be applied to the surface, however, this does not take into account any practical wastage.



Conversions

Useful Formulas

Useful Formulas

- Theoretical spreading rate (TSR), m<sup>2</sup> per lit = 10 x area by 100 % divided by the Dry film thickness in microns.
- Theoretical Spread Rate (TSR) = TSR x (100% - absorption) = PGR
- Area of a plate = length x width
- SA = L x W
- Circumference = π x diameter
- Perimeter = diameter x π
- Area of circle π x r<sup>2</sup>
- Cylinder surface area of the sides = height x circumference
- Volume box = length x width x height
- Volume Cylinder = π x r<sup>2</sup> x h
- °F = (3.88 x °C) + 32 °F
- °C = (°F - 32°) x 1.80
- Microns = mil x 25.4
- Mils = Microns divided by 25.4

Converting Temperature

Converting Temperature

The easiest method of conversion is a conversion chart which is readily available.

Calculation:

If the temperature in °F is known and needs to be converted to °C, the following formula can be used:

Example

Converting 80°F into Centigrade °C = (°F - 32°) x 1.80

= (80-32) x 1.80

= 48 x 1.80

= 86.4°C

If the temperature in °C is known and needs to be converted to °F, the following formula can be used: °F = (°C x 1.80) + 32 °F

Example

Converting 5°C to Fahrenheit °F = (5 x 1.80) + 32 °F

= 9.0 + 32

= 41 °F

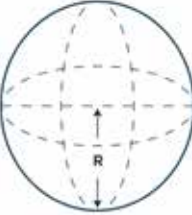
Surface Area Formulas

Spheres

Spheres

The surface area of a sphere is calculated by multiplying the square of the radius by 5.142 by 4

Area = 4 x 5.142 x R<sup>2</sup>



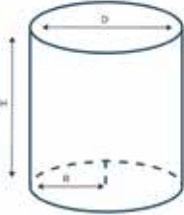
Spheres

Cylindrical Tank

Cylindrical Tank

The surface area consists of the cylindrical shell (3.142 x D x H) add-on to the two flat ends (3.142 x R<sup>2</sup>) x 2

Area = 3.142 x D x H + (3.142 x R<sup>2</sup>) x 2



Cylindrical Tank

34 www.coatingsradar.com




## Conversion Tables

Inches to Centimetres		Weight - Pound / Kilo	
1 inch = 2.54 Centimetres		1 kilogram = 2.20 pounds	
Inches	Centimetres	Lb	Kg
1	2.54	1	0.453
2	5.08	2	0.907
3	7.62	3	1.361
4	10.16	4	1.814
5	12.7	5	2.268
6	15.24	6	2.721
7	17.78	7	3.175
8	20.32	8	3.629
9	22.86	9	4.083
10	25.4	10	4.536
11	27.94	11	4.989
12	30.48	12	5.443
13	33.02	13	5.897
14	35.56	14	6.350
15	38.1	15	6.804
16	40.64	16	7.257
17	43.18	17	7.711
18	45.72	18	8.165
19	48.26	19	8.618
20	50.8	20	9.072
21	53.34	21	9.525
22	55.88	22	9.979
23	58.42	23	10.433
24	60.96	24	10.887

## Surface Assessment

It is common to come across different types of corrosion on a coated surface, which must be accurately documented in the coating survey report.

INDUSTRIAL STANDARDS



**SURFACE ASSESSMENT**  
It is common to come across different types of corrosion on a coated surface, which must be accurately documented in the Coating Survey report.

INTRODUCTION

CORROSION

- Pitting Corrosion
- Crevice Corrosion
- B-Metallic Corrosion
- Undermining (Creep)
- Rust Scale
- Edge Corrosion
- Rust Spalling (Flaking)
- Rust Staining
- Mechanical Damage

Pitting Corrosion

**Pitting Corrosion**  
Pitting corrosion is a localized form of corrosion by which cavities or "pits" are produced in the material. Pitting is considered to be more dangerous than uniform corrosion damage because it is more difficult to detect, predict and design against.


Corrosion products often cover the pits. It is small, narrow pit with narrow overall metal loss can lead to the failure of an entire engineering system. Pitting corrosion, which, for example, is almost a common denominator of all types of localized corrosion effects, may assume different shapes.

Pitting corrosion can produce pits with their mouth open (uncovered) or covered with a semi-permeable membrane of corrosion products. Pits can be either hemispherical or cup-shaped. (ASTM C896)

**ASTM G46 Standard Guide for Examination and Evaluation of Pitting Corrosion**  
This guide covers the selection of procedures that can be used in the identification and examination of pits and in the evaluation of pitting corrosion to determine the extent of its effect.

Pits may have various shapes and sizes.

**Trough Pits**



Narrow Deep

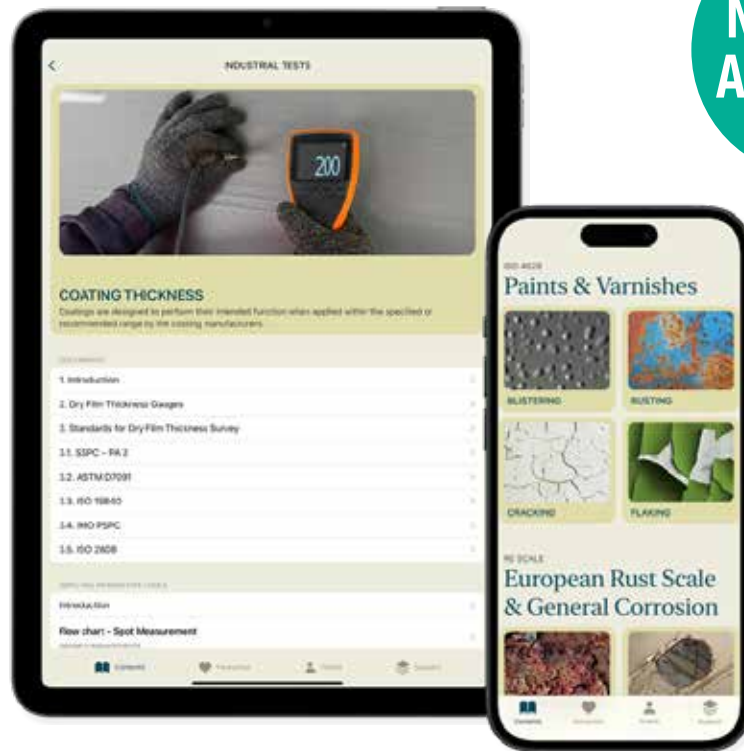
CONCISE · CONSISTENT · COMPREHENSIVE

“Everything at  
your fingertips.”





## How To Get The App



**NOW ON  
ANDROID**

Getting the Coatings Radar App is straightforward, simply go to the Apple App or Google Play store and search for Coatings Radar.

The Coatings Radar App can be used on an iPhone, iPad or iMac and now new for 2025 Android devices as well.



To gain access to the Coatings Radar App you will need to have successfully completed the Coating Surveyors Course with Corrodere Academy.

**Find out more at [www.corrodere.com](http://www.corrodere.com)**

## Interested?

To find out more about the benefits this app could offer you please visit [www.coatingsradar.com](http://www.coatingsradar.com)

### App available to download



New for 2025



Peel House, Upper South View,  
Farnham, Surrey,  
GU9 7JN, United Kingdom

T: 01252 732 236

E: [info@coatingsradar.com](mailto:info@coatingsradar.com)

[www.coatingsradar.com](http://www.coatingsradar.com)